

The Underground Connection The Underground Connection

**EXCLUSIVE**

From Ron Bauer's  
KEY RING CYCLE...

**Lots O' Locks!**

First published in the New Tops 1981

Copyright © 1981, 2003 by Ron Bauer

The Underground Connection The Underground Connection

## Lot's O' Lock

Copyright 1981, 2003 by Ron Bauer  
All rights reserved.

This e-book is a free gift from:

# The Underground Connection

Official e-zine of the Ron Bauer Private Studies Series

If you're not a subscriber and would like to receive *The Underground Connection* FREE, simply click:

[Signmeup@thinklikeajurer.com](mailto:Signmeup@thinklikeajurer.com)

Special thanks to:



Produced by:

[www.thinklikeajurer.com](http://www.thinklikeajurer.com)

## Introduction

In the eighties "The Underground Legend" Ron Bauer released several tricks to the New Tops.

Some Keen-eyed observers might have noticed that a strange looking key ring with a small skull and three keys accompanied four of the tricks. (See Figure 3)

These tricks made up what RB called the "Key Ring Cycle," a complete close-up act, centering on the keys and unusual key chain.

**Lots O' Lock** is from the legendary "Key Ring Cycle." We'll leave **DDT**, **The Hopsy**, and **A Timely Escape** for future releases.

## A Little History

It all started with Ted Annemann and the Seven Keys to Baldpate. A trick in which a spectator correctly picks from several similar keys the one which opens a Lock.

The problem with this "classic," is it has no PAYOFF. (For more on the "classics" of magic see #4 "[Butch, Ringo, and the Sheep.](#)")

When Carl Wolfe, inventor of the lock of Gibraltar, gave RB his original prototype of Key-R-Rect, a clever mechanical solution to Annemann's trick, RB put his mind to developing a PREMISE and PAYOFF. (For more on PREMISE and PAYOFF see #1 "[Gadabout Coins Revisited.](#)")

And now without further ado... from the "Key Ring Cycle"... **Lots O' Lock.**

Enjoy.

The "GRATE" Tom Gaddis and John Dowdy a.k.a. "Dowdy"

(Your official connection to "The Underground Legend.")

# LOTS O' LOCK

By Ron Bauer

Copyright © 1981, 2003 by Ron Bauer

The Wily Wizard has conceived an interlude of entertainment to break up the cacophony of card tricks. It's a contest.

***"This is a brand new idea for a magic act, so I don't know how you'll react to it. It's a Contest! ... with a Prize! It may not be a totally original idea, but it will break up the caca ... cake ... uh...the symphony of card tricks you've enjoyed up to now. For the Prize, I'm donating a Fifty Dollar Bill. It's here...safe in my billfold..."***

He shows a novelty billfold which is held closed with a Master padlock.

***"I had this installed. Nowadays you need all the Security you can get. Does anyone have a hanky? If not, we can use mine."***

Spreading a hanky onto the table, the WW tosses a ring with four keys onto it.

***"All these padlock keys look alike for a reason. Try them in the lock, then I'll tell you..."***

Each of the keys is found to not unlock the padlock. They're dropped onto the hanky and the ring is placed aside.

***"None of them open the lock. That's because they don't fit. This is the one that fits...Try it."***

He shows a key chain with several keys, and removes one. The spectator tries it and the lock snaps open.

***"See? It works. The lock is open. Now close it and toss that key onto the hanky. By now you've probably figured out the object of the contest. That's right!...I'm going to give you a 1 in 5 chance to end up with the key to this lock. If you can pick the key that opens the lock, you end up with the Fifty Dollar Bill!. If you don't ... everyone will still think I'm a great guy for offering. You see,the main idea of this contest is for me to win no matter how it turns out. But, I'm talking and the suspense is becoming unbearable."***

He directs the spectator to hold the four corners of the hanky and shake up the keys. Then, one at a time, the spectator removes four of the keys, leaving one.

***"Even though \$50.00 is a lot of money, if your key opens the lock you won't be too embarrassed to accept it, will you? I didn't think so!"***

While the spectator removes the last key, the wily one peers confidently at the four keys already selected.

***"I'm not sure, but it looks like everything's going my way. Try the remaining key in the lock and let's see who's the lucky one here — you or me."***

The spectator tries the key in the lock — IT OPENS!

***"What do you know...it looks like you've ended up with the Fifty Dollar Bill ."***

He opens the billfold and removes a folded piece of paper ... which, unfolded, turns out to be a **PAST DUE BILL FOR FIFTY DOLLARS.**

***"It also looks like luck is with me this time. I win. You Pay The Bill. I wonder if my pawnbroker would like to win an Eighty-Two Dollar and Fifty-Cent Bill?"***

## **SET-UP**

**Figure 1.** A billfold containing the special \$50.00 bill is fastened with a pre-set KEY-R-RECT. I drilled two holes into my Mickey Mouse billfold and reinforced them with 3/8" grommets for this trick... a real sacrifice.

**Figure 2.** Two 1/2" key rings, each with four keys. One has the standard keys for the trick, the other has the duplicates. (These key rings are actually binder rings.) The ring with the duplicates is fastened in the normal way, but the ring with the standard keys is fastened backwards. The purpose is to make it easy to distinguish one ring of keys from the other by feel or by sight.



**Figure 3.** Key chain with Master Key and a couple of other keys.

**Figure 4.** The \$50.00 Bill may be used as a novelty advertising give-away. The Xerox method explained above the sample is an economical way to personalize the bill. I recommend keeping all props out of sight, bringing out each as needed. Speaking of needed, you need a pocket handkerchief, too, in case you can't borrow one.

## OUTLINE OF LOTS O' LOCK


1. Show billfold and lock.
2. Bring out hanky and spread it on table.
3. Bring out ring with standard keys.
4. Have spectator try one key at a time in the lock, then toss each one onto the hanky.
5. Show the keys on the key chain.
6. Remove the one that fits and let spectator unlock, then toss it onto the hanky with the others.
7. Spectator closes lock on billfold.
8. Spectator gathers corners of hanky and shakes keys.
9. Spectator removes any four keys one at a time and hands them to you.
10. You put the keys back on the ring as you get them, then close the ring.
11. Now direct the spectator to take the last key in one hand and with the other, shake the hanky to show it's empty.
12. Place hanky aside and direct spectator to hold the lock in one hand, the key in the other.
13. Hold up the key ring and peer knowingly at one of the keys.
14. Direct spectator to try his, or her luck...the lock opens!  
  
**NOTE:** While everyone's watching the spectator try the key, casually and secretly, exchange the rings of keys. Simply place your hand in your pocket, drop one ring, pick up the other, then bring out your hand.
15. Take the billfold from the spectator, setting the ring of keys aside on the table.
16. Remove the lock and open the billfold.
17. Remove the \$50.00 Bill and show it around, then give it to the spectator making you... the LUCKY WINNER.

Pocket billfold with two 3/8" grommets and a KEY-R-RECT Lock.



Two hinged key rings, each with a set of four keys.

Key chain with master key and two or three other keys.





Hank Lee's  
**MAGIC FACTORY**  
MAIL ORDER DIVISION, P.O. Box 789, MEDFORD, MA 02155

# STATEMENT

**To:** RON BAUER  
MAGIC SHOWS  
CALL ME, ETC.

# \$50.00

**STILL PAST DUE!!!**

*Although you're one of our biggest customers,  
it would be nice if you'd pay once in a while...  
Your friend,  
Hank Lee*

4



Xerox as many copies as desired.  
Fill in your name and information after "To:" Cut out on dotted line.



Hank Lee's  
**MAGIC FACTORY**  
MAIL ORDER DIVISION, P.O. Box 789, MEDFORD, MA 02155

# STATEMENT

**To:**

# \$50.00

**STILL PAST DUE!!!**

*Although you're one of our biggest customers,  
it would be nice if you'd pay once in a while...  
Your friend,  
Hank Lee*





We found this wallet in a Walt Disney store in the shopping mall. The cost was \$6.00 or \$7.00.

For those who are interested in learning how to Think Like A Conjuror, send an email to...

[Signmeup@thinklikeaconjurer.com](mailto:Signmeup@thinklikeaconjurer.com)

...and you will receive the bi-monthly "Underground Connection" e-zine.

Visit [www.thinklikeaconjurer.com](http://www.thinklikeaconjurer.com) for more information.